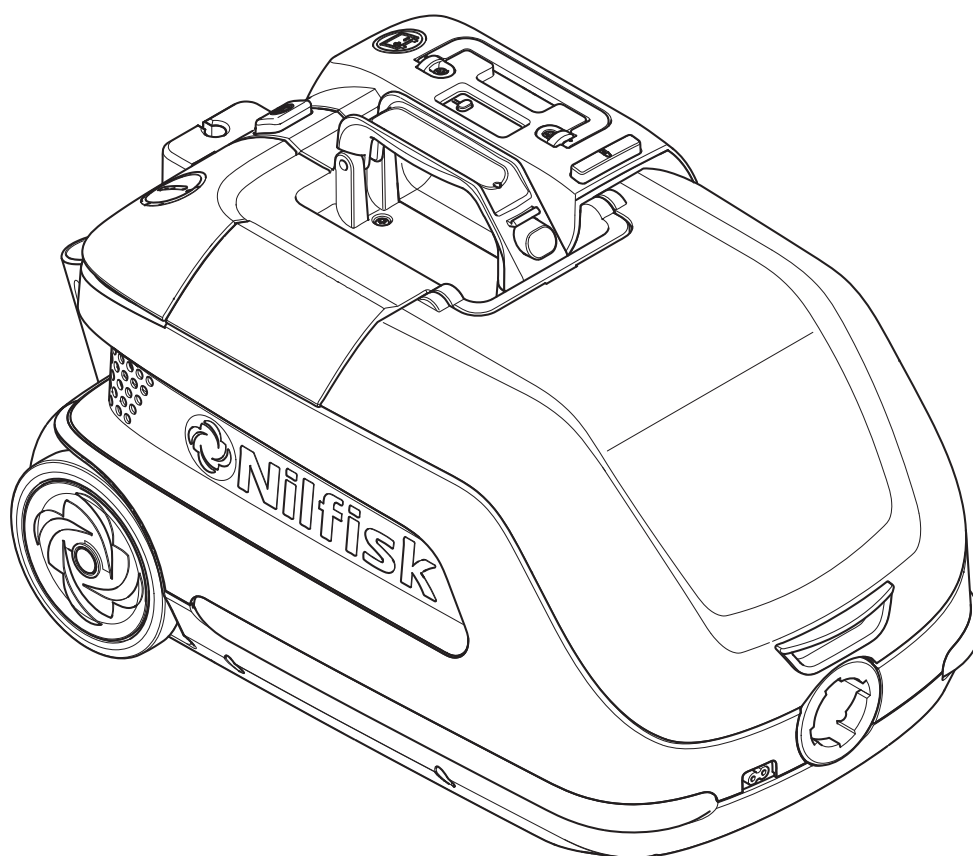


# VP600 Battery


## Instructions for use



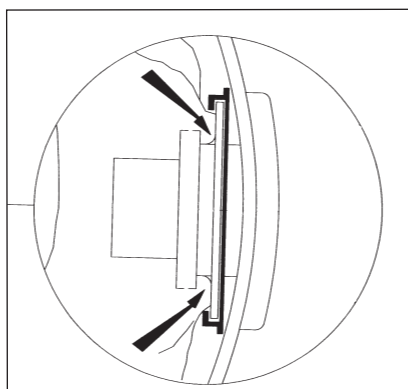
<b>EN</b>	Operating instructions .....	6
<b>DE</b>	Bedienungsanweisungen .....	12
<b>FR</b>	Instructions de fonctionnement .....	19
<b>NL</b>	Gebruiksaanwijzingen .....	25
<b>IT</b>	Istruzioni per l'uso .....	31
<b>NO</b>	Bruksanvisning .....	37
<b>SV</b>	Bruksanvisning .....	43
<b>DA</b>	Betjeningsvejledning .....	49
<b>FI</b>	Käyttöohje .....	55
<b>ES</b>	Instrucciones de funcionamiento .....	60
<b>PT</b>	Instruções de Funcionamento .....	66
<b>EL</b>	Οδηγίες λειτουργίας .....	72
<b>TR</b>	Kullanma Talimatları .....	79
<b>SL</b>	Navodila za delovanje .....	86
<b>HR</b>	Upute za uporabu .....	92
<b>SK</b>	Návod na obsluhu .....	98
<b>CS</b>	Návod k obsluze .....	104
<b>PL</b>	Instrukcje dotyczące obsługi .....	110
<b>HU</b>	Használati útmutató .....	117
<b>RO</b>	Instrucțiuni de utilizare .....	123
<b>BG</b>	Указания за експлоатация .....	129
<b>RU</b>	Руководство по эксплуатации .....	136
<b>ET</b>	Tööjuhised .....	143
<b>LV</b>	Norādījumi par ekspluatāciju .....	149
<b>LT</b>	Naudojimo instrukcija .....	155
<b>JA</b>	取扱説明書.....	161
<b>ZH</b>	操作说明 .....	167

# Setup and operation

## 1. To open




## 2. Dust bag





## 3. Hose connection





## 4. Tools



## 5. Filter change








## 6. Battery module change



## 7. Battery indicator



## 8. Charging FW8060/48 & BC500



9. Start/stop




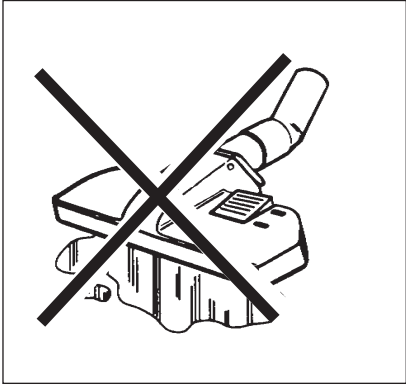
10. Power boost function



11. Combi nozzle




12. Warning




# 1 IMPORTANT SAFETY INSTRUCTIONS

## 1.1 Symbols used to mark instructions

### DANGER


 Danger that leads directly to serious or irreversible injuries, or even death.

### WARNING

 Danger that can lead to serious injuries or even death.

### CAUTION

 Danger that can lead to minor injuries and damage.

 Before starting up your machine for the first time, this instruction manual must be read through carefully. Save the instructions for later use.

## 1.2 Instructions for use

Besides the operating instructions and the binding accident prevention regulations valid in the country of use, observe recognised regulations for safety and proper use. Read all instructions before using the battery operated machine. Save the instructions for later use.

## 1.3 Purpose and intended use

This machine is for commercial use, for example in hotels, schools, hospitals, factories, shops and offices other than normal residential housekeeping purposes. Accidents due to misuse can only be prevented by those using the machine.

This machine is suitable to clean (vacuuming) smooth and solid floors, in civil or industrial environment, under safe operation conditions by a qualified operator.

READ AND FOLLOW ALL SAFETY INSTRUCTIONS.

## 1.4 Warnings

### WARNING

- Carefully read all the instructions before performing any maintenance/repair procedure.
- To reduce the risk of fire, electric shock, or injury, take the battery out of the machine before performing any maintenance procedure.
- Do not smoke while charging the battery.
- Always protect the machine against the sun, rain and bad weather, both under operation and inactivity conditions.
- This machine must be used indoors in dry conditions, it must not be used or kept outdoors in wet conditions.
- Before using the machine, close all covers as shown in the Instructions for Use Manual.
- Do not use without dust bag and filters in place.
- Prevent unintentional starting. Carrying the appliance with your finger on the switch or energizing appliance that have the switch on invites accidents.

- This machine is not intended for use by persons (including children) with reduced physical, sensory or mental capabilities, or lack of experience and knowledge, unless they have been given supervision or instruction concerning use of the machine by a person responsible for the safety.
- Children should be supervised to ensure that they do not play with the machine.
- Close attention is necessary when used near children. Use only as shown in this Manual. Use only Nilfisk's recommended accessories.
- Check the machine carefully before each use, always check that all the components have been properly assembled before use. If the machine is not perfectly assembled it can cause damages to people and properties.
- Take all necessary precautions to prevent hair, jewels and loose clothes from being caught by the machine moving parts.
- Do not put any object into openings. Do not use with any opening blocked. Keep free of dust, lint, hair and anything that may reduce the flow.
- Use the machine only where a proper lighting is provided.
- While using this machine, take care not to cause damage to people or objects.
- Use extra care when cleaning on stairs.
- The humidity must be between 30 % and 95 %.
- In case of fire, use a powder fire extinguisher, not a water one.
- Do not tamper with the machine safety guards and follow the ordinary maintenance instructions scrupulously.
- Do not remove or modify the plates affixed to the machine.
- In case of machine malfunctions, ensure that these are not due to lack of maintenance. If necessary, request assistance from the authorised personnel or from an authorised Service Center.
- If parts must be replaced, require ORIGINAL spare parts from an Authorised Dealer or Retailer.
- To ensure machine proper and safe operation, the scheduled maintenance shown in the relevant chapter of this Manual, must be performed by the authorised personnel or by an authorised Service Center.
- Do not wash the machine with direct or pressurised water jets, or with corrosive substances.
- The machine must be disposed of properly, because of the pres-

ence of toxic-harmful materials (batteries, etc.), which are subject to standards that require disposal in special centres (see Scrapping chapter).

- Before performing any maintenance, repair, cleaning or replacement procedure disconnect the battery.
- This machine must be used by properly trained operators only.
- Do not wear jewels when working near electrical components.
- Do not operate the machine near toxic, dangerous, flammable and/or explosive powders, liquids or vapours.
- Do not pick up anything that is burning or smoking, such as cigarettes, matches or hot ashes.
- This machine is not suitable for collecting dangerous powders.
- The machine working temperature must be between 0 °C and +40 °C. Due to battery requirements.
- The machine storage temperature must be between -20 °C and +40 °C. Due to battery requirements.

## 1.5 Warnings

### BATTERY AND CHARGER

- This machine use a Lithium-ion battery.
- If the appliance is to be stored unused for a long period, the batteries are removed.
- When battery pack is not in use, keep it away from other metal objects, like paper clips, coins, keys, nails, screws or other small metal objects, that can make a connection from one terminal to another. Shorting the battery terminals together may cause burns or a fire.
- Under abusive conditions, liquid may be ejected from the battery; avoid contact. If contact accidentally occurs, flush with water. If liquid contacts eyes, additionally seek medical help. Liquid ejected from the battery may cause irritation or burns.
- Never use other batteries than that one supplied with machine or original replacement.
- Do not use a battery pack or appliance that is damaged or modified. Damaged or modified batteries may exhibit unpredictable behavior resulting in fire, explosion or risk of injury.
- Before every use check for any sign of damage.
- Do not expose a battery pack or appliance to fire or excessive temperature. Exposure to fire or temperature above 130°C may cause explosion.

- Follow all charging instructions and do not charge the battery pack or appliance outside of the temperature range specified in the instructions. Charging improperly or at temperatures outside of the specified range may damage the battery and increase the risk of fire.
- If the battery is leaking return it to a Nilfisk Service Center.
- The battery must be removed from the machine before the machine is scrapped.
- Protect the charger against moisture and store it in a dry place.
- Do not use the charger if it or its cord are wet.
- Before using the battery charger, ensure that frequency and voltage values, indicated on its rating plate, match the electrical mains voltage.
- Do not use the charger in an explosive environment.
- Do not carry the charger by holding the main cord.
- Do not pull or carry the machine by the battery charger cord and never use the battery charger cord as a handle. Do not close a door on the battery charger cord, or pull the battery charger cord around sharp edges or corners. Do not run the machine on the battery charger cord.
- Keep the battery charger cord away from heated surfaces.
- Do not charge the battery if the battery charger cord or the plug are damaged.
- Do not cover the charger.
- Do not recharge with other chargers than that one provided with the machine or original replacement or accessories.

## 1.6 Approved batteri and chargers

Battery pack: 10S4P-UR18650RX.

Chargers: FW8060/48, BC500.

## 1.7 Maintenance

All necessary operating, maintenance and repair procedures must be performed by qualified personnel or by Nilfisk Service Centers. Only original spare parts and accessories must be used.

Contact Nilfisk for service or to order spare parts and accessories, specifying the machine model, product code and serial number.

## 1.8 Charging of the battery pack

The battery pack is delivered approx. 30 % charged because this gives a long storage time and a safe transportation.

Connect the charger directly to the battery pack or mount the battery pack in the charger depending on the application. (See the User guide for the charger or for the appliance).

The battery pack should be charged in a dry environment and within an ambient temperature range of 0°C to +40°. (32°F to +104°F)

The battery pack has an integrated Battery Management System, which protects the cells against abusive charging and discharging. The system also maximizes the battery life by balancing the cells during charge.

## 1.9 Storage of the battery pack

A fully discharged battery pack should not be stored uncharged for more than 4-weeks maximum.

A 30 % charged battery pack (2 Green LED's) can be stored for up to 24 month in a temperature range from -20 to +40°C. (-4°F to +104°F)

Failure to observe the guide line for storage, might lead to a defect battery pack, which must be disposed of. (See section Disposal of Battery pack).

For details of after sales service contact Nilfisk directly.

## 2.0 Warranty

Our general conditions of business are applicable with regard to the guarantee.

Unauthorised modifications to the appliance, the use of incorrect brushes in addition to using the appliance in a way other than for the intended purpose exempt the manufacturer from any liability for the resulting damage.



As specified in European Directive 2012/19/EU on old electrical and electronic appliances, used electrical goods must be collected separately and recycled ecologically. Contact your local authorities or your nearest dealer for further information.

## Specifications

		<b>VP600 Battery eco/boost</b>
Voltage	V	36
Rated power	W	650
Power consumption	W	190/465
Battery capacity	A <sub>h</sub> / Wh	7,8/280,8
Battery type		Lithium Ion
Run time	min	60/30
Protection grade (moist., dust)		II/IP 20
Protection class (electrical)		II □
Airflow with hose and tube	litres/sec	21.7/26.7
Suction power with hose and tube	W	45/116
Vacuum at nozzle	kPa	86/129
Sound pressure level L <sub>PA</sub> (ISO 11203)	dB(A)	56/61
Sound power level L <sub>WA</sub> (EN/ISO 9614-2)	dB(A)	68/74
Vibration ISO 5349 a <sub>n</sub>	m/s <sup>2</sup>	≤ 2,5
Sack filter, surface area	cm <sup>2</sup>	2400
Dust bag capacity litres	L	8
Width	mm	300
Depth	mm	480
Height	mm	270
Weight incl. battery	kg	10
Number of filters		2
Charge time	min	≤ 40

Specifications and details are subject to change without prior notice.

### EU Declaration of Conformity

Nilfisk A/S  
Kornmarksvej 1  
DK-2605 Broendby  
DENMARK

Hereby solely declare, that the:  
Product: VAC - Commercial - Battery  
Description: 36V DC, IPX0  
Type: VP600 Battery

Are in compliance with the following standards:  
EN 60335-1:2012+A11:2014  
EN 60335-2-69:2012  
EN 61000-6-3:2007+A1:2011  
EN 61000-6-1:2007  
EN 50581:2012  
EN 60950-1:2006+A1:2010+A2:2013+A11:2009+A12:2011

Following the provisions of:



☎ 01293 852022

✉ info@wbfloormachines.co.uk

🌐 www.wbfloormachines.co.uk

🏠 Unit 7 Burns Way, Holmbush Potteries  
Estate, Horsham RH12 4ST

