

Commercial wet and dry dual motor vacuum cleaner - 75L container

The Nilfisk VL500 series of wet and dry vacuum cleaners offer performance and reliability that ensures a low total cost of ownership and at the same time, features that make daily cleaning tasks easier, faster and safer.

The Nilfisk VL500 is ideally suited for hotels, contract cleaners, education, exhibition and conference centres as well as public buildings, manufacturing and industrial applications.

With the special dual filtration system, the VL500 can be used in any environment, wet or dry, without the need to change filters. A failsafe filter design ensures easy operation due to the ability to have individual wet and dry filters working simultaneously. Each filter is specific for either a wet or dry application ensuring maximum performance.





The unique design and features of the VL500 have been developed in partnership with Nilfisk customers. The VL500 is available in a variety of models the 35l, 55l and 75l to best suit the customers individual needs.

- Quick release adjustable push handle for easy and ergonomic manoeuvring of the machine
- Emptying the container without having to remove the motor head makes operation fast and easy without risk of damage to critical components
- By transferring the weight as you lift the container, the Nilfisk Ergo Tipping system enables you to empty a completely filled container of fluid without excessive effort
- Easy changing of filters with the hinged motor head protects the machines and speeds up the process
- The VL500 can be used in both wet and dry applications without the need to change filter.









Picture shown may not represent model quoted

• Standard equipment

Included accessories		Ref. no.	Min. required	VL500 75-1 BSF 220-240V/50-60 EU	VL500 75-2 EDF 220-240V/50 UK
Hose Vacuum Cleaner					
	HOSE D40 2.5M CPL	107407336	1	•	•
Vac Nozzle Wet					
	FLOOR NOZZLE D40 RUBBER STRIP	107407338	1		
	HARDFLOOR NOZZLE 400MM X Ø40MM - KIT	107416577	1	•	•
Hard Floor Nozzle					
	FLOOR NOZZLE D40 BRUSH	107407339	1	•	•
Crevice Nozzle					

Commercial wet and dry dual motor vacuum cleaner - 75L container

Included accessories		Ref. no.	Min. required	VL500 75-1 BSF 220-240V/50-60 EU	VL500 75-2 EDF 220-240V/50 UK
	CREVICE NOZZLE D40	107408850	1	•	•
Filter					
	CARTRIDGE FILTER	107407300	1		•
	SACK FILTER	107407304	1	•	
Special Filter					
	WET FILTER	107407302	1		•
Tube					
	EXTENSION TUBE D40 - SS	107407337	1	•	•
Other					
	TUBEHOLDER D40	107407335	1	•	•

Model	VL500 75-1 BSF 220-240V/50-60 EU	VL500 75-2 EDF 220-240V/50 UK
Ref. no.	107405158	107405174




PRODUCT FEATURES

Dual power		•
Tube holder	•	•
Dual filter system		•
Folding transport handle		•
Adjustable handle		•
Storage of accessories	•	•
Drain hose	•	•
Ergo tipping		•











Commercial wet and dry dual motor vacuum cleaner - 75L container

Technical specifications	VL500 75-1 BSF 220-240V/50-60 EU	VL500 75-2 EDF 220-240V/50 UK
Plug type	EU	UK
Cable length (M)/ plug type	10/EU	10/UK
Voltage (V)	220-240	220-240
Frequency (Hz)	50-60	50-60
Voltage/frequency (V/Hz)	220-240/50-60	220-240/50-60
IP protection class	IP24	IP24
Rated power (W)	1350	2500
Power Piec (W)	1250	2400
Suction power end of tube (W)	200	200
Airflow (l/sec.)	48	72
Vacuum at nozzle (kPa)	20	21
Sound pressure level (dB(A) BS 5415)	64	66
Sound power level (dB(A) IEC 704)	82	84
Cable length (m)	10	10
Tank capacity (l)	75	75
Dust bag capacity (l)	44	44
Sack filter area (cm ²)	1840	-
Wet filter area (cm ²)	-	1840
Cartridge filter area (optional) (cm ²)	-	4410
Hose length (m)	2.5	2.5
Inlet (mm)	40	40
Length x width x height (mm)	840x620x1000	660x620x1030
Weight (kg)	26	28.5

● Standard equipment, ○ Supplementary accessories, □ Mountable equipment

Accessories		Ref. no.	Min. required	VL500 75-1 BSF 220-240V/50-60 EU	VL500 75-2 EDF 220-240V/50 UK
System 50 Hose Vacuum Cleaner					
	HOSE CONNECTION Ø50 PVC	6330	0	○	○
	HOSE UNIVERSAL Ø50 EVA PER METER	11984	0	○	○
	SLEEVE CPL - VACUUM SIDE - D50/D50	15101	0	○	○

Commercial wet and dry dual motor vacuum cleaner - 75L container

Accessories		Ref. no.	Min. required	VL500 75-1 BSF 220-240V/50-60 EU	VL500 75-2 EDF 220-240V/50 UK
Squeegee, Blade, Skirt and Splash Guard					
	SQUEEGEE COMPLETE ANTHRACIT	107407051	1	○	○
Filter Bag					
	FLEECE FILTER BAG PU 5 PCS	302002892	1	○	○
Filter					
	CARTRIDGE FILTER	107407300	1		●
	HEPA CARTRIDGE FILTER	107409007	1	○	○
	SACK FILTER	107407304	1	●	
Special Filter					
	WET FILTER	107407302	1	○	●
Other					
	TUBEHOLDER D40	107407335	1	●	●
Hose Vacuum Cleaner					
	HOSE D40 2.5M CPL	107407336	1	●	●
Tube					
	EXTENSION TUBE D40 - SS	107407337	1	●	●
Vac Nozzle Wet					
	FLOOR NOZZLE D40 RUBBER STRIP	107407338	1	○	○

Commercial wet and dry dual motor vacuum cleaner - 75L container

Accessories		Ref. no.	Min. required	VL500 75-1 BSF 220-240V/50-60 EU	VL500 75-2 EDF 220-240V/50 UK
	HARDFLOOR NOZZLE 400MM X Ø40MM - KIT	107416577	1	•	•
Hard Floor Nozzle					
	FLOOR NOZZLE D40 BRUSH	107407339	1	•	•
Crevice Nozzle					
	CREVICE NOZZLE D40	107408850	1	•	•



**WB FLOOR
MACHINES**
SALES · SERVICE · HIRE

☎ 01293 852022

✉ info@wbfloormachines.co.uk

🌐 www.wbfloormachines.co.uk

🏠 Unit 7 Burns Way, Holmbush Potteries
Estate, Horsham RH12 4ST