

Now you can sweep up to a two metre path in one go

The Nilfisk SW8000 puts you in the driver's seat of the most advanced and innovative industrial class ride-on sweepers. With its extraordinary 2 metre wide sweeping path, the SW8000 lets you sweep and clean large areas such as car parks, warehouses and factory floors.





The innovative DustGuard™ misting system lets you efficiently control any dust on your way, leaving a cleaner environment. The SW8000 is designed with attention to detail such as better safety features, easier operator control and simple maintenance functions which provide better performance, reliability and a lower total cost of cleaning.

- The unique DustGuard™ feature with misting nozzles sprays a fine fog of moisture to the front and side brooms.
- The main broom 1.3 metre sweeping path is the widest in the industry, providing better performance and faster cleaning.
- The strong polyethylene covers offer a high driving protection and even absorbing bumps.
- The huge and comfortable operator compartment combined with a clear view of the working zone ensures greater safety during daily operation.



Picture shown may not represent model quoted

● Standard equipment

Included accessories	Ref. no.	Min. required	SW8000 165 LPG 4-CYL	SW8000 165 D 4-CYL	SW8000 165D CAB HEATER AC
Filter for Sweeping					
 FLTR PANEL ULTRA-WEB CELLULOSE	8-24-04139-1	1	•	•	•
Main Broom					
 MAIN BROOM PROEX-WIRE	56507424	1	•	•	•
Side Broom					
 SIDE BROOM POLY 41 DEGREES	56508498	1	•	•	•
 SIDE BROOM POLYPROPYLENE	56507350	1			
Light Option					
AMBER STROBE CAB	56508825	1			•
AMBER STROBE NO OHG	56507038	1	•	•	
Other					
ARM REST RH ONLY	7-03-04250	1	•	•	•

Now you can sweep up to a two metre path in one go

Included accessories	Ref. no.	Min. required	SW8000 165 LPG 4-CYL	SW8000 165 D 4-CYL	SW8000 165D CAB HEATER AC
BACK UP ALARM KIT	56507023	1	•	•	•
FOAM FILLED TIRE KIT	56507037	1	•	•	•
SWITCH KIT-OPERATOR PRESENCE	56107668	1	•	•	•

Model	SW8000 165 LPG 4-CYL	SW8000 165 D 4-CYL	SW8000 165D CAB HEATER AC
Ref. no.	56107512	56107513	56383690

PRODUCT FEATURES








Adjustable steering and seat	•	•	•
Fuel gauge	•	•	•
Headlights	•	•	•
Amber safety beacon	•	•	•
Ergonomic driver seat	•	•	•
Parking brake	•	•	•
Variable high dump system	•	•	•
One-Touch™ control panel	•	•	•

Technical specifications	SW8000 165 LPG 4-CYL	SW8000 165 D 4-CYL	SW8000 165D CAB HEATER AC
Motor power source	LPG	Diesel	Diesel
Motorbrand	Kubota	Kubota	Kubota
Motor type	WG1605	V1505D	V1505D
Max. speed (km/h)	15	15	15
Sound pressure level (dB(A))	80.6	82.8	82.8
Productivity main broom theoretical/actual (m ² /h)	18850/13195	18850/13195	18850/13195
Productivity 1 side broom theoretical/actual (m ² /h)	23925/16750	23925/16750	23925/16750
Productivity 2 side brooms theoretical/actual (m ² /h)	29000/20300	29000/20300	29000/20300
Working width with right side broom (mm)	1650	1650	1650
Working width with 2 side brooms (mm)	2000	2000	2000
Min. turn-around aisle width (cm)	277	277	277
Max. climbing rate (%)	20	20	20
Water tank capacity (l)	53	53	53
Hopper volume (l)	400	400	400
Max. dumping height (cm)	152	152	152
Max. dumping weight (kg)	454	454	454
Main filter type	ULTRA WEB	ULTRA WEB	ULTRA WEB
Main filter area (m ²)	9	9	9
Front tyres Ø (cm)	53	53	53







Now you can sweep up to a two metre path in one go

Technical specifications	SW8000 165 LPG 4-CYL	SW8000 165 D 4-CYL	SW8000 165D CAB HEATER AC
Rear tyres Ø (cm)	46	46	46
Main broom (mm)	1300	1300	1300
Length x width x height (mm)	2410x1630x1500	2410x1630x1500	2410x1630x1500
Height with overhead guard (cm)	206	206	
Gross weight (gvw) (kg)	2007	2007	2165
Net weight (kg)	1395	1395	1553
Operating weight (kg)	1427	1435	1593







● Standard equipment, ○ Supplementary accessories, □ Mountable equipment

Accessories	Ref. no.	Min. required	SW8000 165 LPG 4-CYL	SW8000 165 D 4-CYL	SW8000 165D CAB HEATER AC
Guard Option					
	FRONT BUMPER KIT	56107612	1	□	□
	LEFT SIDE BROOM GUARD KIT	56508365	1	□	□
	OVERHEAD GUARD KIT	56507394	1	□	□
	RIGHT SIDE BROOM GUARD KIT	56508364	1	□	□
Main Broom					
	BROOM CHEVRON MAIN-PROPE	56107638	1	○	○
	MAIN BROOM NYLON	56507345	1	○	○
	MAIN BROOM POLYPROPYLENE	56507343	1	○	○
	MAIN BROOM POLYPRO-WIRE-12 ROW	56507344	1	○	○
	MAIN BROOM PROEX	56507346	1	○	○
	MAIN BROOM PROEX-WIRE	56507424	1	●	●

Now you can sweep up to a two metre path in one go

Accessories		Ref. no.	Min. required	SW8000 165 LPG 4-CYL	SW8000 165 D 4-CYL	SW8000 165D CAB HEATER AC
	MAIN BROOM PROEX-WIRE-12 ROW	56507342	1	○	○	○
	MAIN BROOM PROEX-WIRE CHEVRON	56507340	1	○	○	○
Other						
	ARM REST RH ONLY	7-03-04250	1	●	●	●
	BACK UP ALARM KIT	56507023	1	●	●	●
	FLOOR MAT KIT	56508433	1	□	□	□
	FOAM FILLED TIRE KIT	56507037	1	●	●	●
	HOPPER BOTTOM PLATE KIT	56508889	1	□	□	□
	HOPPER TEMP SENSOR KIT	56507029	1	□	□	□
	LEFT HAND SIDE BROOM OPTION	56107803	1	□	□	□
	LITTER VAC KIT	56507030	1	□	□	□
	MIST SPRAY KIT	56507850	1	□	□	□
	NOZZLE SPRAY .10	56508709	1	□	□	□
	PLUGGED FILTER SWITCH KIT	56507036	1	□	□	□
	RAISED INTAKE FILTER CAB	56508826	1			□
	RAISED INTAKE FILTER NO OHG	56507033	1	□	□	
	SEAT BELT KIT- STANDARD SEAT	56383455	1	□	□	□
	SOLID TIRE KIT	56508873	1	□	□	□
	SUSPENSION SEAT KIT	56507040	1	□	□	□
	SWITCH KIT-OPERATOR PRESENCE	56107668	1	●	●	●
Filter for Sweeping						
	FILTER PANEL POLY HIGH FLOW	56382789	1	○	○	○
	FLTR PANEL ULTRA-WEB CELLULOSE	8-24-04139-1	1	●	●	●
Light Option						

Now you can sweep up to a two metre path in one go

Accessories		Ref. no.	Min. required	SW8000 165 LPG 4-CYL	SW8000 165 D 4-CYL	SW8000 165D CAB HEATER AC
	AMBER STROBE CAB	56508825	1			•
	AMBER STROBE FOR OHG	56507039	1	□	□	
	AMBER STROBE NO OHG	56507038	1	•	•	
	WORK LIGHT KIT	56507034	1	□	□	□
Side Broom						
	SIDE BROOM FLAT WIRE	56507352	1	○	○	○
	SIDE BROOM NYLON	56507351	1	○	○	○
	SIDE BROOM NYLON 41 DEGREES	56508499	1	○	○	○
	SIDE BROOM POLY 41 DEGREES	56508498	1	•	•	•
	SIDE BROOM POLYPROPYLENE	56507350	1	○	○	○



**WB FLOOR
MACHINES**
SALES · SERVICE · HIRE

☎ 01293 852022

✉ info@wbfloormachines.co.uk

🌐 www.wbfloormachines.co.uk

🏠 Unit 7 Burns Way, Holmbush Potteries
Estate, Horsham RH12 4ST