

Productive, powerful, green cleaning for large areas

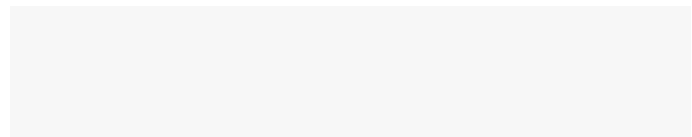
SC8000 offers a more productive, powerful, and greener solution for the scrubbing and wet sweeping of large areas – carried out in the most resource-saving and cost-effective way.

Productivity and efficiency is optimised through scrubbing and sweeping in one single pass, using the widest scrub deck on the market in its class.

Power and reliability have reached a new level thanks to the introduction of the superior Kubota 1.6L LP engine. While the green aspects of cleaning, including limited use of water and detergent, can be controlled to perfection using the Nilfisk Ecoflex system, guiding the operator in every situation. The high efficiency and productivity make this machine suited for cleaning contractors, manufacturers, warehouses, parking garages, distribution centres, bus terminals, aircraft hangars and government facilities. Now powerful scrubbing and sweeping are made greener.







- The widest counter rotating dual cylindrical scrub deck in its class increasing the efficiency.
- Time-saving high volume tanks of 380 litres to enable cleaning of more than 9.200 m² without refill.
- Safe and easy operation with One-Touch™ control panel, front steering system and clear-View™ design providing an excellent view of the floor.
- Environmental friendly for both operator and surroundings with DustGuard™ misting system improving the dust free cleaning.
- Kubota powered engine means superior reliability with gear driven valve train.
- Reduced maintenance costs as there is no downtime due to repair of belts or chains on the engine.
- Ecoflex system guiding the user to a greener and more cost-effective cleaning mode, limiting the use of water and detergent.





Picture shown may not represent model quoted

• Standard equipment

Included accessories		Ref. no.	Min. required	SC8000 1300 LPG	SC8000 1600 LPG
Side Broom					
	BROOM POLY SIDE	56462252	2	•	
Deck Blade					
	BLADE KIT MAIN SCRUB-LINATEX	56111206	1	•	•
	BLADE KIT-RT SCRUB-LINATEX	56111635	1		•
Squeegee Blade					
	BLADE KIT-SQGEE-LINATEX-H	56111650	1	•	•

Productive, powerful, green cleaning for large areas

Included accessories		Ref. no.	Min. required	SC8000 1300 LPG	SC8000 1600 LPG
	BLADE-SQGEE-LINATEX-RR-H	56413642	1	•	•
Light Option					
	KIT WARNING BEACON	56110907	1	•	•
Other					
	BACK UP ALARM KIT	56305519	1	•	•
	LEFT SIDE BROOM WITH MISTING K	56111670	1		•

Model	SC8000 1300 LPG	SC8000 1600 LPG
Ref. no.	56108124	56108126

PRODUCT FEATURES



Adjustable steering and seat	•	•
Tip out recovery tank	•	•
Headlights and tail lights	•	•
Automatic squeegee lift in reverse	•	•
Power steering	•	•
Horn	•	•
Cylindrical deck: 2 brushes	•	•
Misting system	•	
Dual sweep units	•	•
Right scrub unit		•
Debris tray	•	•
Squeegee	•	•

Technical specifications	SC8000 1300 LPG	SC8000 1600 LPG
Power source	LPG	LPG
Motorbrand	KUBOTA	KUBOTA
Motor type	4 CYL., 55 Hp, 1.6L	4 CYL., 55 Hp, 1.6L
Max. speed (km/h)	13	13
Airflow (l/sec.)	170	170
Vacuum (kPa)	10.3	10.3
Sound pressure level at 1.5 m (dB(A) ISO 3744)	84	84
Productivity rate theoretical/ actual (m ² /h)	15860/11100	19760/13830
Sweeping width (mm)	1570	1520










Productive, powerful, green cleaning for large areas

Technical specifications	SC8000 1300 LPG	SC8000 1600 LPG
Scrubbing width (mm)	1220	1520
Min. turn-around aisle width (cm)	302	330
Max. climbing rate (%)	16	16
Max. working climbing rate (%)	12	12
Water flow (l/m)	7.0/16.0	7.0/16.0
Fuel tank (l)	-	-
Solution/recovery tank (l)	380/380	380/380
Hopper volume (l)	42	42
Squeegee width (mm)	1520	1520
Brush/pad diameter (mm)	280x1220	280x1220
Brush pressure (kg)	55/110/180	55/110/180
Brush speed (rpm)	470	470
Brush quantity and type	2 Cylindrical	2 Cylindrical
Side broom diameter (mm)	510	-
Right scrub brush pressure (kg)	-	34/45/63
Right scrub brush speed (RPM)	-	180
Right scrub brush size (mm)	-	410
Length x width x height (mm)	2540x1420x1470	2540x1670x1470
Weight (kg)	1350	1454
Gross weight (gvw) (kg)	1730	1834










● Standard equipment, ○ Supplementary accessories, □ Mountable equipment

Accessories		Ref. no.	Min. required	SC8000 1300 LPG	SC8000 1600 LPG
Brush Cylindrical					
	BRUSH CYL 48 DYNA GRIT 80	56110012	2	○	○
	BRUSH CYL 48 MIDLITE 180	56110013	2	○	○
	BRUSH CYL 48 PROLENE	56110011	2	○	○
Guard Option					
	FOOT GUARD KIT	56111873	1	□	□
	OVERHEAD GUARD CANOPY KIT	56111267	1	□	□
	OVERHEAD GUARD KIT	56110300	1	□	□








Productive, powerful, green cleaning for large areas

Accessories		Ref. no.	Min. required	SC8000 1300 LPG	SC8000 1600 LPG
	REAR BUMPER KIT	56111107	1	<input type="checkbox"/>	<input type="checkbox"/>
	ROLLER BUMPER KIT	56111848	1	<input type="checkbox"/>	<input type="checkbox"/>
Other					
	ARM REST LH & RH	7-03-04249	1	<input type="checkbox"/>	<input type="checkbox"/>
	ARM REST RH ONLY	7-03-04250	1	<input type="checkbox"/>	<input type="checkbox"/>
	BACK UP ALARM KIT	56305519	1	<input checked="" type="checkbox"/>	<input checked="" type="checkbox"/>
	DELUXE SEAT KIT	56111535	1	<input type="checkbox"/>	<input type="checkbox"/>
	DRAIN HOSE EXTENSION	56601410	1	<input type="checkbox"/>	<input type="checkbox"/>
	EXTENDED SCRUB KIT	56111259	1	<input type="checkbox"/>	<input type="checkbox"/>
	KIT - DEBRIS TRAY	56111607	1	<input type="checkbox"/>	<input type="checkbox"/>
	KIT WASH HOSE	56111346	1	<input type="checkbox"/>	<input type="checkbox"/>
	LEFT SIDE BROOM WITH MISTING K	56111670	1		<input checked="" type="checkbox"/>
	RECOVERY TANK CLEAN OUT KIT	56111280	1	<input type="checkbox"/>	<input type="checkbox"/>
	SOLUTION FULL SHUTOFF KIT	56305896	1	<input type="checkbox"/>	<input type="checkbox"/>
	VAC WAND KIT	56110730	1	<input type="checkbox"/>	<input type="checkbox"/>
	WHEEL URETHANE 18 X 6	56111811	1	<input type="checkbox"/>	<input type="checkbox"/>
Light Option					

Productive, powerful, green cleaning for large areas

Accessories		Ref. no.	Min. required	SC8000 1300 LPG	SC8000 1600 LPG
	BRAKE/SIGNAL LIGHT KIT	56111317	1	□	□
	KIT WARNING BEACON	56110907	1	●	●
	OVERHEAD GUARD BEACON KIT	56111265	1	□	□
Squeegee Blade					
	BLADE KIT SQUEEGEE-POLYURETHAN	56111203	1	○	○
	BLADE KIT-SQGEE-LINATEX-H	56111650	1	●	●
	BLADE KIT-SQUEEG GUM RUBBER H	56111652	1	○	○
	BLADE REAR SQ PU H 63	56111205	1	○	○
	BLADE SQUEEGEE GUM RR H	56413710	1	○	○
	BLADE-SQGEE-LINATEX-RR-H	56413642	1	●	●
Deck Blade					
	BLADE KIT MAIN SCRUB-GUM RUB	56111207	1	○	○
	BLADE KIT MAIN SCRUB-LINATEX	56111206	1	●	●
	BLADE KIT MAIN SCRUB-POLYURETH	56111210	1	○	○
	BLADE KIT OPT SCRUB PU	56111637	1		○
	BLADE KIT-RT SCRUB-GUM	56111636	1		○
	BLADE KIT-RT SCRUB-LINATEX	56111635	1		●
Side Broom					

Productive, powerful, green cleaning for large areas

Accessories		Ref. no.	Min. required	SC8000 1300 LPG	SC8000 1600 LPG
	BROOM POLY SIDE	56462252	2	•	
	BROOM SIDE H. DUTY	56477812	2	□	
	BROOM-SIDE WHITE CRIMPED	56505629	2	□	
Disc Brush 410 mm					
	DISC BRUSH-16 DYNAGRIT 3 LUG	56505832	1		○
	DISC BRUSH-16 MIDLITE 3 LUG	56505838	1		○
	DISC BRUSH-16 PROLENE 3 LUG	56505834	1		○
Ecoflex System					
	ECOFLEX CHEMICAL KIT EU	56108131	1	□	□



☎ 01293 852022

✉ info@wbfloormachines.co.uk

🌐 www.wbfloormachines.co.uk

🏠 Unit 7 Burns Way, Holmbush Potteries
Estate, Horsham RH12 4ST