

F • RCE

CLIP ON. CLIP OFF.
CLEAN ANYWHERE.



Turn your scrubber dryer into the
ultimate cleaning machine with FORCE.

Manufactured by
**M • TOR
SCRUBBER®**

NOW CLEAN 100% OF THE FLOOR

FORCE delivers industrial cleaning performance on a small scale.

Allowing you to clean previously inaccessible areas (under tables, production lines, benches and toilet cubicles) as you pass them, while vastly improving hygiene results.

- Increase your productivity.
- Better cleaning results.
- Fits into the tightest spaces.
- Maintenance free machine.



Award Winning Innovation



HOW DOES FORCE COMPARE?

■ 85%

Scrubber dryer only

■ 100%

Scrubber dryer with FORCE

KEY FEATURES

GRIP

- Forged Aluminium.
- Soft Rubber Grip.

HEAD

- Sealed hub with high torque motor, 360 rpm.
- 100% Waterproof*
- Fully interchangeable brushes and pads for all types of tasks.
- Adjustable head for cleaning in different positions.

AUTO ADJUST SQUEEGEES

Quick release squeegees auto adjust to any floor type. Collecting and extracting any dirty liquid and residue whilst cleaning.

HANDLE

- Soft Rubber Grip.
- Easy reach on / off and pump switches.
- Electrical and water connection points.



CONNECTION

- Single Hose Carriers, power, solution and suction to the MotorScrubber head from your scrubber dryer.
- Can be fitted within 30 minutes by a trained technician.

FLIP CLIP

Quick release clip allows for fast and easy adjustments to the telescopic pole.

BRUSHES FOR ALL CLEANING TASKS

Quick change brushes and pads for all floor types.

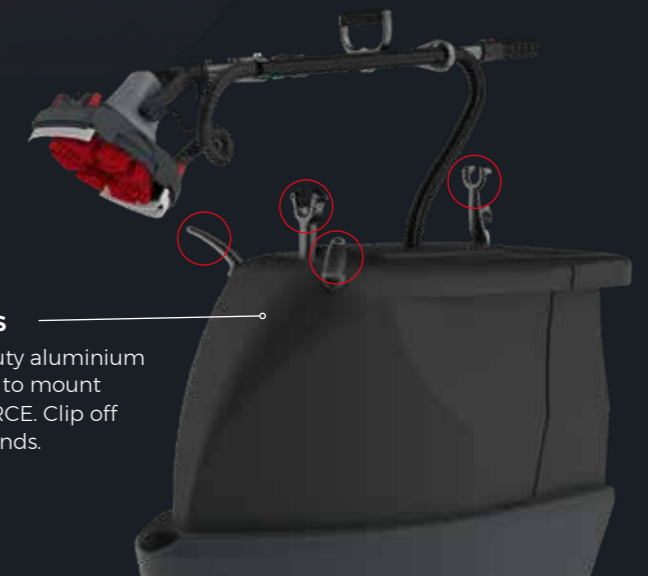
CREATE THE ULTIMATE CLEANING MACHINE

Mounts and custom made brackets mean we can fit FORCE to any brand of scrubber dryer.








Turn over to discover more about custom made brackets.

MOUNTS

Heavy duty aluminium brackets to mount your FORCE. Clip off in 3 seconds.



TECHNICAL SPECIFICATIONS

DESCRIPTION	SPECIFICATION
 Hose Length	8 Metre / 26.2ft
 Machine Weight	3.2 Kg / 7 lbs
 Voltage	24 V DC
 Pump Performance	3 Litre/min 101PSI
 Scrubbing Width	7.5 inch / 19 cm
 Dimensions	W7.5 x H6 x L44 inch W19 x H15 x L112 cm
 Brush RPM	400

CUSTOM MADE DESIGN TO FIT ON ANY RIDE ON MACHINES.

STEP 1 - CAD DESIGN

We send you a technical drawing with measurements for you to check.

STEP 2 - 3D PRINT

We 3D print the bracket and send to you for testing and confirmation of size.

STEP 3 - PROTOTYPE

A stainless steel prototype is sent to you for approval.

Once approved full production begins.

MADE IN BRITAIN



Included

MEDIUM DUTY BRUSH

Our most popular and versatile brush, gives a brilliant clean on all internal smooth and textured floors and tiles, non-scratch.



AGGRESSIVE DUTY BRUSH

Perfect for dirty concrete in industrial environments; use on oil, grease, food deposits and exterior surfaces.



TILE & GROUT BRUSH

Our most abrasive brush has grit filaments for deep cleaning tiles, especially ceramics. Also great for restoring grout.



Best Seller

MELAMINE PAD

Tough mark removal. Melamine is recommended for all types of hard and textured surfaces.



DIAMOND TWISTER PAD

For Marble, Vinyl, Terrazzo & Concrete Floors. Just Add Water.

White Twister™ Scrub + Restore
Yellow Twister™ Shine Building
Green Twister™ Shine + Maintain



PAD HOLDER

Velcro drive plate for attaching all our pads.



APPROVED DISTRIBUTOR



WB FLOOR MACHINES

SALES · SERVICE · HIRE