

DRASTIK

MOULD & MILDEW REMOVER



CHRISTEYNS

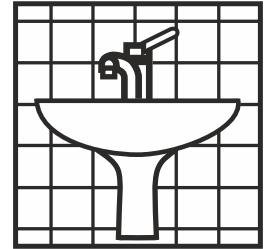
PROFESSIONAL HYGIENE

Code: 252

USES

Removes unsightly mould & mildew growths and smelly bio-films from hard surfaces in washrooms, changing rooms and damp areas inside and outside where unsightly and smelly growths occur.

Drastik can be used to remove mould and mildew from ceramic tiles, grouting, rubber, vinyl and concrete. Ideal for cleaning shower curtains, sinks, window frames and walls.




DIRECTIONS

Remove thick layers of bio-films or moss with a brush or soft scraper before using Drastik Mould & Mildew Remover.

Spray the surface from 4-8cm distance, agitate if necessary, leave for 5 minutes and rinse away with water. Repeat if necessary.

DO NOT USE ON VITREOUS ENAMEL OR ALUMINIUM.

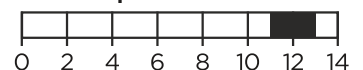
Drastik has a bleaching action. Test a small inconspicuous area before use. Staining may occur on fabrics, carpets, clothes and curtains.



DILUTIONS

Use undiluted.

pH in use



PACK SIZES



750ml



**WB FLOOR
MACHINES**

SALES · SERVICE · HIRE

☎ 01293 852022

✉ info@wbfloormachines.co.uk

🌐 www.wbfloormachines.co.uk

🏠 Unit 7 Burns Way, Holmbush Potteries
Estate, Horsham RH12 4ST